



Mint

DESIGN BY
PRANDINA
2011

^{IT} La versatilità è la peculiarità di Mint, disponibile in due dimensioni da applicare a soffitto o a parete. Come in tutte le storie, spesso un solo particolare può cambiare il ritmo del racconto ed in questo caso la scintilla non può che essere la luce. Mint, infatti, è disponibile con tre sorgenti luminose diverse, per illuminare ogni spazio e regalare effetti mai banali, grazie all'unione del diffusore esterno in vetro bianco opalino e il diffusore interno in polietilene bianco. Nulla è scontato e va scoperto pagina dopo pagina.

^{EN} Versatility is Mint's peculiarity. It's available in two sizes and can be mounted on a ceiling or wall. As in all stories, often only one detail can change the pace, and in this case the spark is definitely light. In fact, Mint comes with three different light sources to illuminate every space and create an effect that is anything but dull. This is because it combines an external diffuser in white opal glass and an internal one in white polyethylene. Nothing is obvious and should be discovered page after page.

**DISCOVER MORE AT
PRANDINA.IT**

^{IT} In questa pagina: **Mint W4**, versione a parete con finitura bianco opalino.
^{EN} On this page: **Mint W4**, wall version with opal white finish.



^{IT} Nella pagina successiva: **Mint W4**, versione a soffitto con finitura bianco opalino. ^{EN} On the next page: **Mint W4**, ceiling version with opal white finish.


^{IT} Nella pagina successiva: **Mint W4**, versione a parete con finitura bianco opalino. ^{EN} On the next page: **Mint W4**, ceiling version with opal white finish.




Technical Information

S SUSPENSION, T TABLE, F FLOOR, W WALL, C CEILING

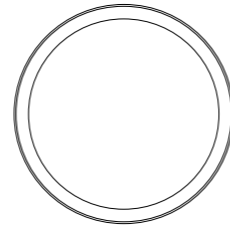
Models



W3
Diffuser Ø 360 mm D 110 mm



W4
Diffuser Ø 460 mm D 110 mm



W5
Diffuser Ø 460 mm D 110 mm

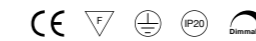
Wall / Ceiling

W3 / W4 / W5

^{IT} **Struttura:** metallo verniciato bianco. **Diffusore interno:** polietilene rotazionale bianco opalino. **Diffusore esterno:** vetro soffiato opalino satinato bianco.

^{EN} **Structure:** matt white painted metal. **Inner diffuser:** white roto-moulded polyethylene. **Outer diffuser:** satin white opal blown glass.

W3: LED 16W – 2700K (1900 lm);
W4: 1x40W FSC 2Gx13;
LED 30W – 2700K (3200 lm).
W5: 1x55W FSC 2Gx13;
LED 46W – 2700K (5100 lm).



US VERSION AVAILABLE

Finishes

Opal White
W3 / W4 / W5