

Structure



- > *Rosone a soffitto:*
metallo verniciato bianco
- > *Guscio esterno:*
metallo (S5) o polipropilene rotazionale verniciati.
- > *Diffusore inferiore:*
metacrilato opalino bianco termoformato.
- > *Reattore:*
elettronico.

- > *Ceiling rose:*
matt white painted metal.
- > *Outer diffuser:*
painted metal (S5) or polypropylene.
- > *Lower diffuser:*
opal white thermoformed methacrylate.
- > *Ballast:*
Electronic.


- > *Florón de techo:*
metal barnizado en blanco mate.
- > *Difusor externo:*
metal (S5) o polipropileno barnizado.
- > *Difusor inferior:*
metacrilato opalino blanco termoformato.
- > *Reactór:*
Bobina de reacción.

Light data




-  S5 / MAX 3x20W Type A-Style E26
-  S70 / 2x42W Triple Tube GX24 q-4

Model S5



Model S70



Colors

-  glossy white
-  matt sand
-  matt or glossy black