



Bloom

In questa lampada a sospensione, l'amore per il vetro soffiato è rappresentato da due capitoli diversi della stessa storia, due diffusori in vetro, due forme simili, divise e ricongiunte in posizione contrapposta. La luce assume un duplice volto sottolineato dalle preziose finiture e da una doppia emissione luminosa. Nella sua interezza, Bloom esprime una forma intrigante e misteriosa, come sa esserlo l'ambivalenza del doppio: sotto e sopra, diseguale e simile.

Our love of blown glass is represented in this suspended lamp which tells two sides of the same story: two glass diffusers, two similar shapes, divided and joined together yet facing opposite directions. The light has two directions highlighted by the special finishes and a double emission. Overall, Bloom expresses an intriguing and mysterious form that is doubly ambivalent: above and below, unequal yet similar.

Designer: **Sergio Prandina**



Watch a video
The productive
process of Bloom...



Watch a video
Prandina's love
of blown glass...





**Bloom S5**

Versione a sospensione con finitura nero lucido/rame
Suspension version with glossy black/copper finish

**Bloom S5**

Versione a sospensione con finitura personalizzata
Suspension version with custom finish

I due diffusori di Bloom esprimono tutta la bellezza del vetro soffiato dando vita ad una forma intrigante e misteriosa. Anche nella nuova versione da terra la luce viene diffusa al meglio sia verso il basso che verso l'alto.

The two diffusers of Bloom express all the beauty of blown glass giving life to an intriguing and mysterious shape. Even in the new floor version, the light is best diffused both downwards and upwards.

**Bloom F5**

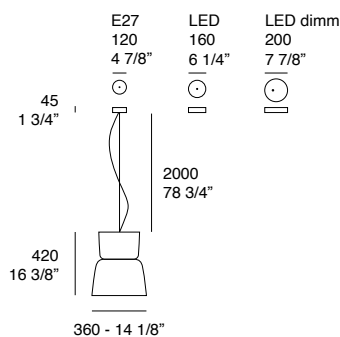
Versione da terra con
finitura bianco opalino
Floor version with
opal white finish

Bloom F5

Versione da terra con finitura bianco opalino

Floor version with opal white finish



Bloom | Dati tecnici | Technical data

Bloom S5

Light source options:

LED E27 + HSGST G9 Max 2x60W - IP20 - Suitable for separate switching on

LED 19,2W - 3000 K (2100lm) - IP20 - Dimmable trailing edge

LED DIMM 19,2W - 3000 K (2100lm) - IP20 - Dimmable Dali/DSI SwitchDIM - 1...10V - 0...10V

Diffuser: Opal white - Glossy black - Glossy black/copper blown glass

Diffuser

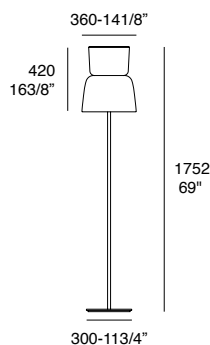

Opal white



Glossy black




Glossy black/copper


Bloom F5


LED E27 Max + HSGT G9 2x60W - IP20 - Dimmable

Structure: Matt white painted metal

Diffuser: Opal white blown glass

Structure


Matt white

Diffuser


Opal white